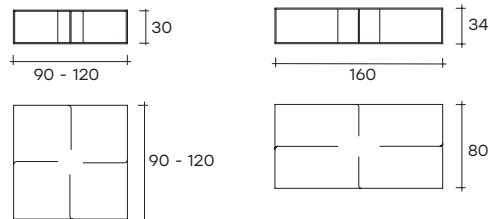



quadra

DESIGN
MATTEO NUNZIATI



portata sul piano: 60 kg
load capacity on top: 60 kg

Tavolino contenitore composto da 4 elementi in vetro curvato da 10 mm interposti tra 2 piani in vetro da 10 mm. Piano superiore e divisori in vetro extralight; basi nelle seguenti varianti: vetro extralight trasparente,

vetro extralight retroverniciato, vetro extralight retroargentato, vetro bronzo retroargentato.

Coffee table/storage unit composed of 4 elements in 10 mm curved glass

mounted between two 10 mm glass racks. Top and partitions in extralight glass, bases available in extralight glass, back-painted extralight glass, extralight mirrored glass, back-silvered bronze glass.






| dimensioni L, P, H dimensions L, W, H (cm) | COD./CODE | L | P/W | H | peso netto net weight (kg) | peso lordo gross weight (kg) | volume imballo package volume (m ³) |
|--|-----------------|-----|-----|----|----------------------------------|------------------------------------|---|
| Tavolino con base in vetro extralight. <i>Coffee table with extralight glass base.</i> | QU/90X | 90 | 90 | 30 | 62 | 88 | 0,48 |
| | QU/120X | 120 | 120 | 30 | 101 | 140 | 0,80 |
| | QU/160X | 160 | 80 | 34 | 96 | 133 | 0,80 |
| Tavolino con base in vetro extralight retro verniciata bianca. <i>Coffee table with extralight white back-painted glass base.</i> | QU/90B | 90 | 90 | 30 | 62 | 88 | 0,48 |
| | QU/120B | 120 | 120 | 30 | 101 | 140 | 0,80 |
| | QU/160B | 160 | 80 | 34 | 96 | 133 | 0,80 |
| Tavolino con base in vetro extralight retro verniciata nera. <i>Coffee table with extralight black back-painted glass base.</i> | QU/90N | 90 | 90 | 30 | 62 | 88 | 0,48 |
| | QU/120N | 120 | 120 | 30 | 101 | 140 | 0,80 |
| | QU/160N | 160 | 80 | 34 | 96 | 133 | 0,80 |
| Tavolino con base in vetro extralight retroargentata. <i>Coffee table with extralight back-silvered glass base.</i> | QU/90S | 90 | 90 | 30 | 62 | 88 | 0,48 |
| | QU/120S | 120 | 120 | 30 | 101 | 140 | 0,80 |
| | QU/160S | 160 | 80 | 34 | 96 | 133 | 0,80 |
| Tavolino con base in vetro bronzo retroargentato. <i>Coffee table with bronze back-silvered glass base.</i> | QU/90BR | 90 | 90 | 30 | 62 | 88 | 0,48 |
| | QU/120BR | 120 | 120 | 30 | 101 | 140 | 0,80 |
| | QU/160BR | 160 | 80 | 34 | 96 | 133 | 0,80 |

Per misure comprese tra 90 cm < x < 119 cm vengono usati gli elementi curvi del tavolo da 90x90 cm, per misure maggiori di > 120 cm si utilizzano i vetri curvi del tavolo da 120x120 cm. Per misure superiori a 140x140 cm (quadrato) o 160x80 cm (rettangolare) rivolgersi all'ufficio commerciale.

For sizes between 90 cm < x < 119 cm curved elements of the 90x90 cm table are used, for sizes over 120 cm curved glasses of the 120x120 cm table are used. For sizes over 140x140 cm (square) or 160x80 cm (rectangular) contact FIAM customer service.

| FINITURA BASI BASE FINISH | SPESSORE THICKNESS |
|---|-------------------------------|
| Vetro extralight retrolaccato RAL <i>Extralight RAL glass back-lacquered</i> | 10 mm |
| Vetro fumè retroargentato <i>Smoked glass back-silvered</i> | 10 mm |
| FINITURA ELEMENTI CURVI E TOP CURVED ELEMENTS AND TOP FINISH | SPESSORE THICKNESS |
| Vetro fumè <i>Smoked glass</i> | 10 mm |
| Vetro bronzo <i>Bronze glass</i> | 10 mm |
| Vetro Nero95 <i>Black95 glass</i> | 10 mm |

**FINITURE
FINISHES**

**Struttura in vetro curvato
Curved glass structure**vetro extralight
extralight glass**Piano in vetro
Glass top**vetro extralight
extralight glass**Base in vetro
Glass top**vetro extralight
extralight glassvetro extralight
retroverniciato bianco
extralight white
back-painted glassvetro extralight
retroverniciato nero
extralight black
back-painted glassvetro extralight
retroargentato
extralight
back-silvered glassvetro bronzo retroargentato
bronze back-silvered glass